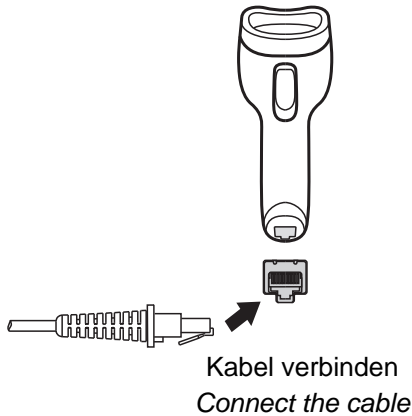
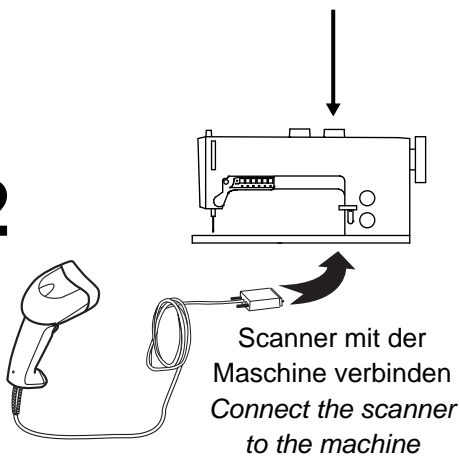




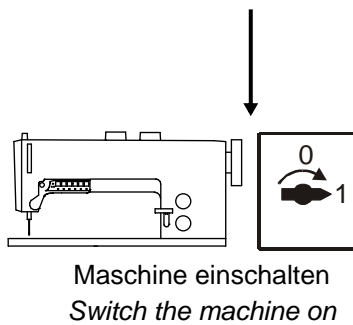
1



2



3



Barcodes nacheinander einzeln scannen
Scan the barcodes one by one

4


RS-232 standard interface



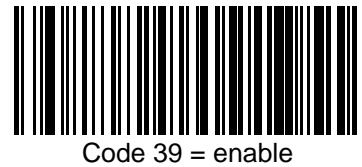
Select RS232-STD



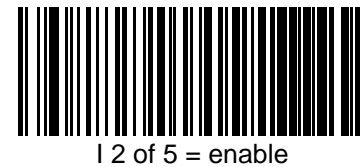
5



6



7



8




9




Beispiele zur Überprüfung der Konfiguration / Samples to check the configuration

Code 39



123ABC

I 2 of 5



12345678901231

Codabar



CODABAR



HINWEIS

Wenn andere Konfigurationen benötigt
werden, besuchen Sie bitte die Internetseite
des Herstellers: www.scanning.datalogic.com



Note

If you need other configurations, please
visit the manufacturers homepage :
www.scanning.datalogic.com